

CLICK®

UNIT 10 : 3-5s

Walking and talking with Jesus From Luke's Gospel

Photocopiable masters for downloading

The following photocopiable masters are designed to be used with Unit 10 of CLICK (3-5s).

The contents remain the copyright of The Good Book Company. These masters may only be used by leaders who have purchased CLICK (3-5s) to use with their group. You can find full details of the CLICK teaching curriculum from our website (www.thegoodbook.co.uk) or by phoning a member of our admin team on 0845 225 0880.



The small print

CLICK is based on the kids@church programme from CEP Australia. The material has been revised, expanded and redesigned for use in the UK. Original material written by Monique Mannile, Tracey Mayo, Ian Sargent. Revised and expanded by Alison Mitchell (alison@thegoodbook.co.uk). Designs by Wild Associates Ltd and Jon Bradley. Extra illustrations by Kirsty McAllister.

CLICK is published by The Good Book Company, 37 Elm Road, New Malden, Surrey, KT3 3HB, UK. Tel: 0845 225 0880. www.thegoodbook.co.uk
Bible verses taken from Contemporary English Version (CEV) © American Bible Society 1991.






CLICK[®] 3-5_s PLANNING SHEET

Use this sheet to plan your session—or fill it in quickly at the end of the session so that the leader next week knows what has been taught, how the session went, which songs were sung etc. You may find it helpful to keep these planning sheets in a ringbinder at church.

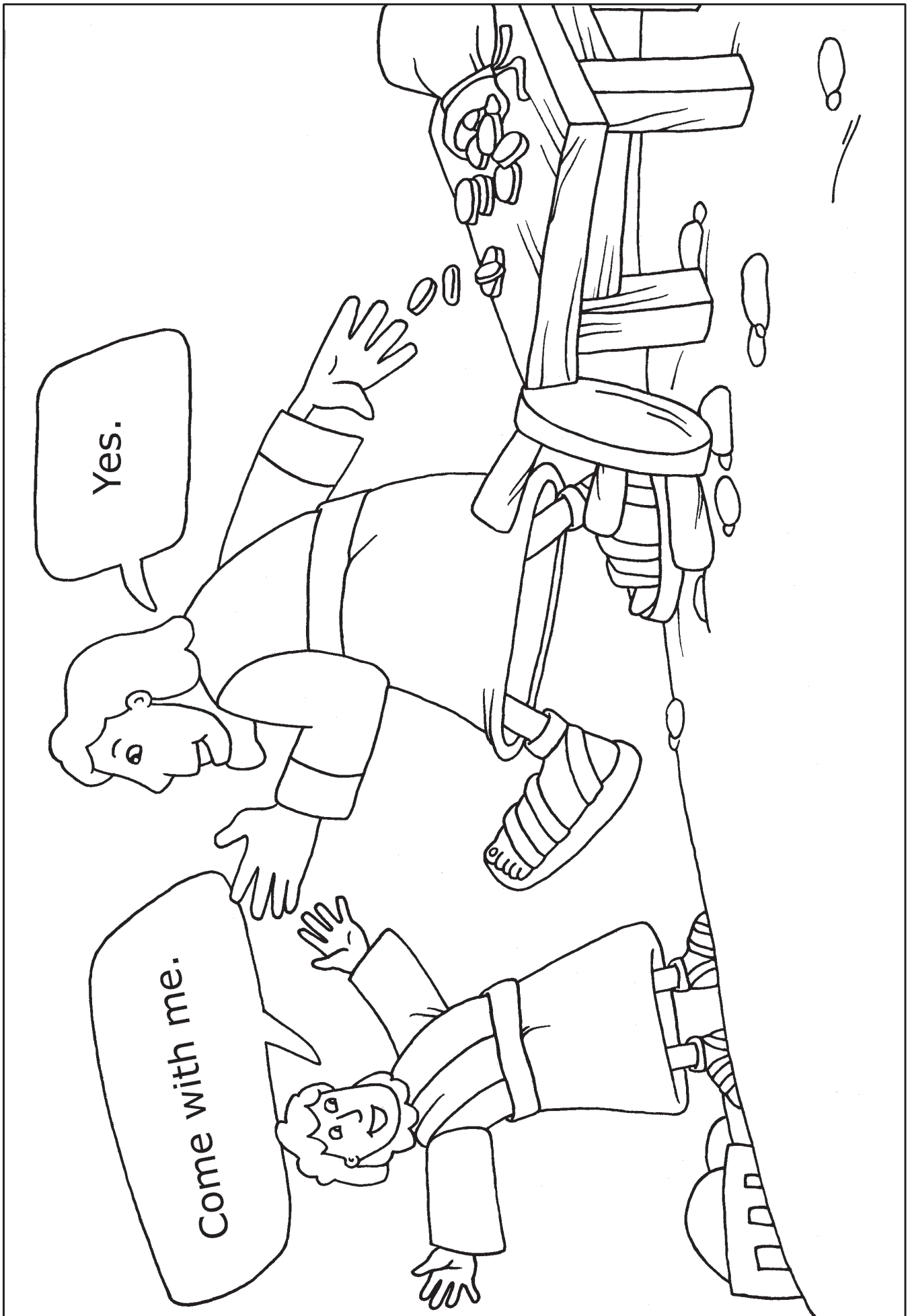
Session: _____

Date: _____

Leader's name: _____

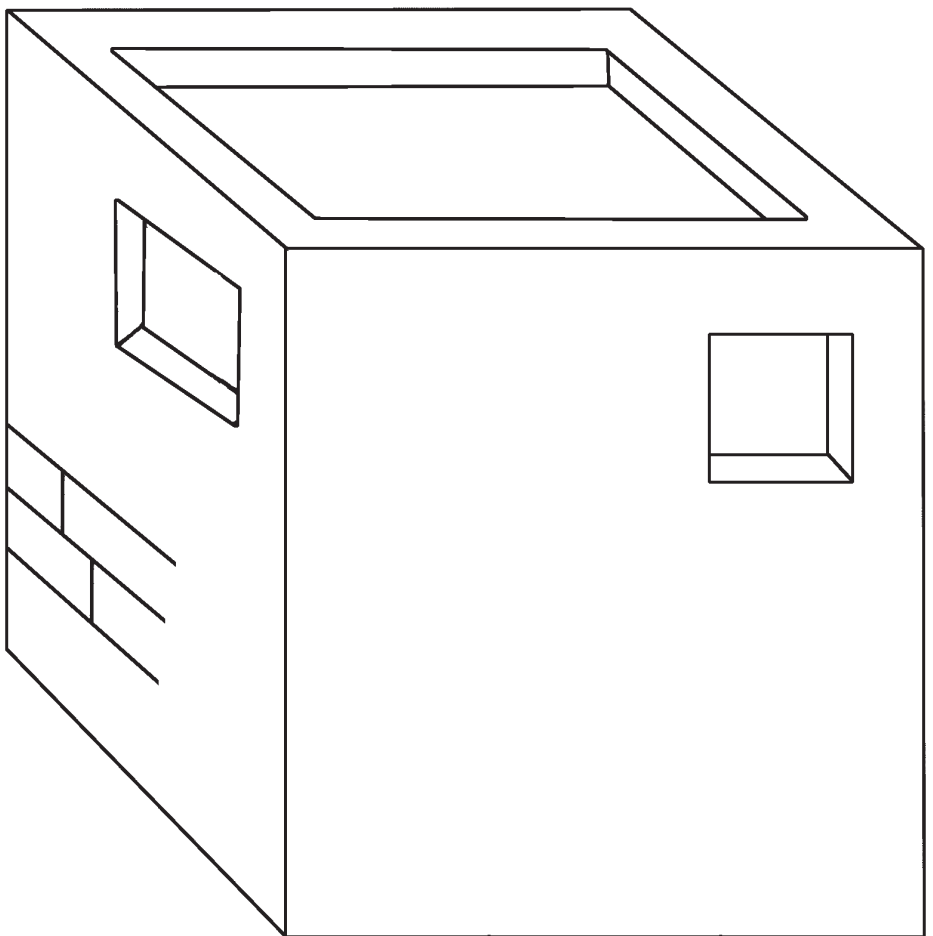

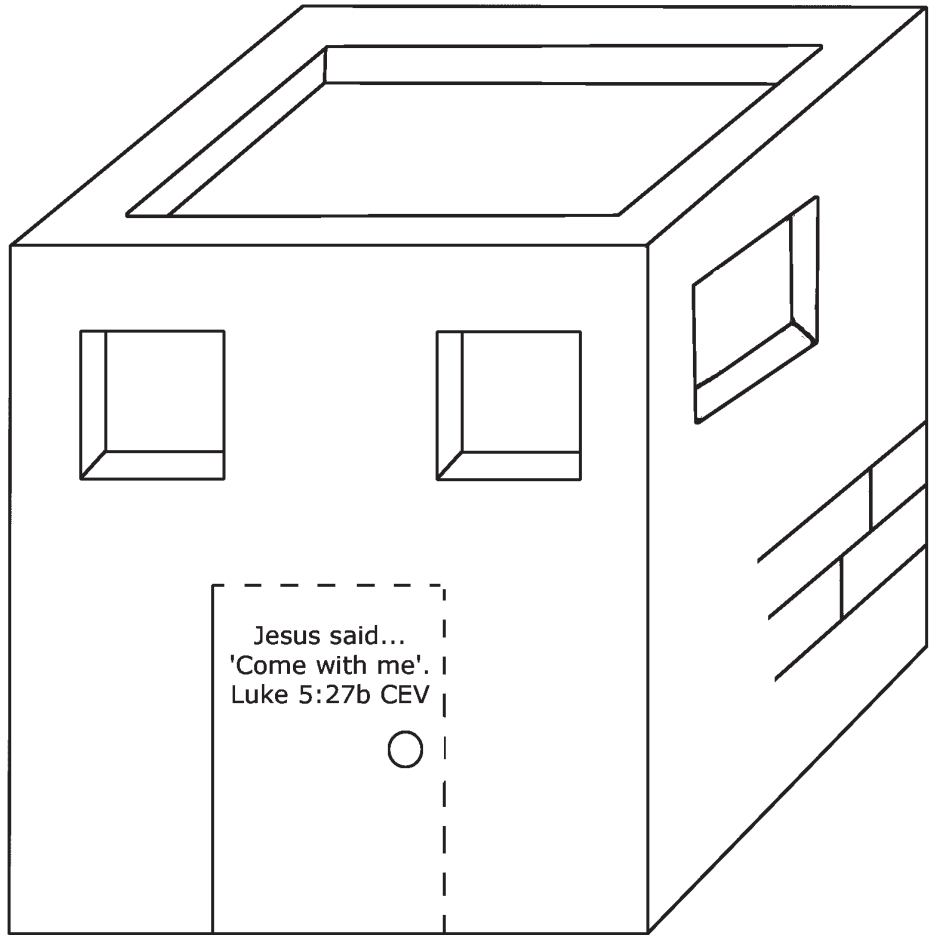

 Start up	Comments
 Bible focus	
 Teaching time	
 Bringing it together	
 Activities	

Notes for next week:




© The Good Book Company 2007

The purchaser of CLICK Unit 10 (3-5s) is entitled to photocopy this page for use with his or her group.



<p>Jesus said to him, 'Come with me.' Luke 5 v 27b</p>	<p>Jesus said to him, 'Come with me.' Luke 5 v 27b</p>	<p>Jesus said to him, 'Come with me.' Luke 5 v 27b</p>
<p>Jesus said to him, 'Come with me.' Luke 5 v 27b</p>	<p>Jesus said to him, 'Come with me.' Luke 5 v 27b</p>	<p>Jesus said to him, 'Come with me.' Luke 5 v 27b</p>
<p>Jesus said to him, 'Come with me.' Luke 5 v 27b</p>	<p>Jesus said to him, 'Come with me.' Luke 5 v 27b</p>	<p>Jesus said to him, 'Come with me.' Luke 5 v 27b</p>
<p>Jesus said to him, 'Come with me.' Luke 5 v 27b</p>	<p>Jesus said to him, 'Come with me.' Luke 5 v 27b</p>	<p>Jesus said to him, 'Come with me.' Luke 5 v 27b</p>
<p>Jesus said to him, 'Come with me.' Luke 5 v 27b</p>	<p>Jesus said to him, 'Come with me.' Luke 5 v 27b</p>	<p>Jesus said to him, 'Come with me.' Luke 5 v 27b</p>
<p>Jesus said to him, 'Come with me.' Luke 5 v 27b</p>	<p>Jesus said to him, 'Come with me.' Luke 5 v 27b</p>	<p>Jesus said to him, 'Come with me.' Luke 5 v 27b</p>
<p>Jesus said to him, 'Come with me.' Luke 5 v 27b</p>	<p>Jesus said to him, 'Come with me.' Luke 5 v 27b</p>	<p>Jesus said to him, 'Come with me.' Luke 5 v 27b</p>
<p>Jesus said to him, 'Come with me.' Luke 5 v 27b</p>	<p>Jesus said to him, 'Come with me.' Luke 5 v 27b</p>	<p>Jesus said to him, 'Come with me.' Luke 5 v 27b</p>
<p>Jesus said to him, 'Come with me.' Luke 5 v 27b</p>	<p>Jesus said to him, 'Come with me.' Luke 5 v 27b</p>	<p>Jesus said to him, 'Come with me.' Luke 5 v 27b</p>

Jesus loves little children like _____



© The Good Book Company 2007

The purchaser of CLICK Unit 10 (3-5s) is entitled to photocopy this page for use with his or her group.



Love the Lord your God with all your heart... Luke 10:27 (CEV)

© The Good Book Company 2007

The purchaser of CLICK Unit 10 (3-5s) is entitled to photocopy this page for use with his or her group.




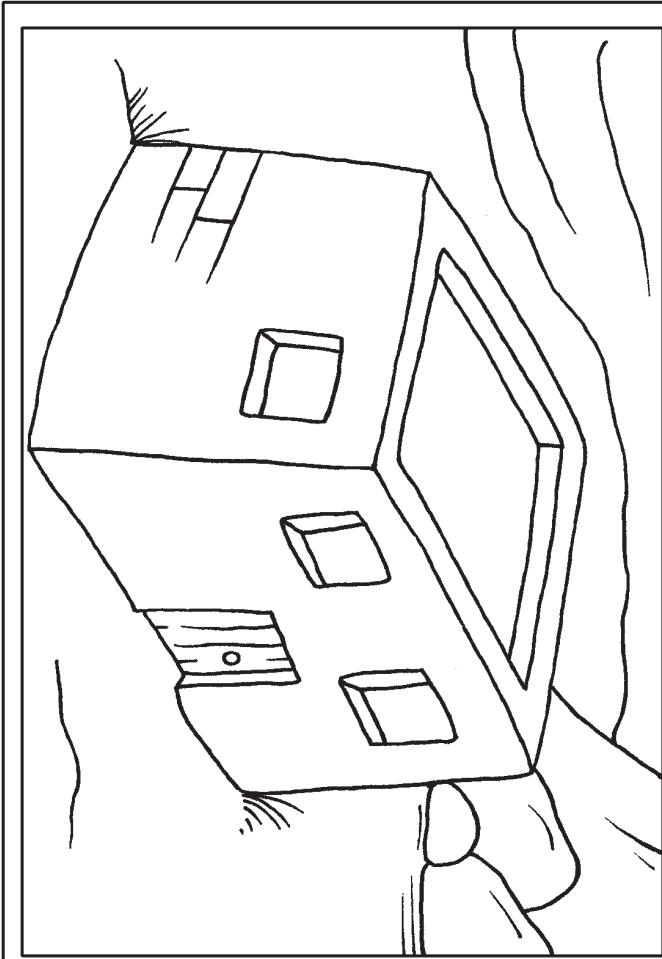
Love the Lord your God

with all your


heart, soul,

strength, and mind.

Luke 10 v 27



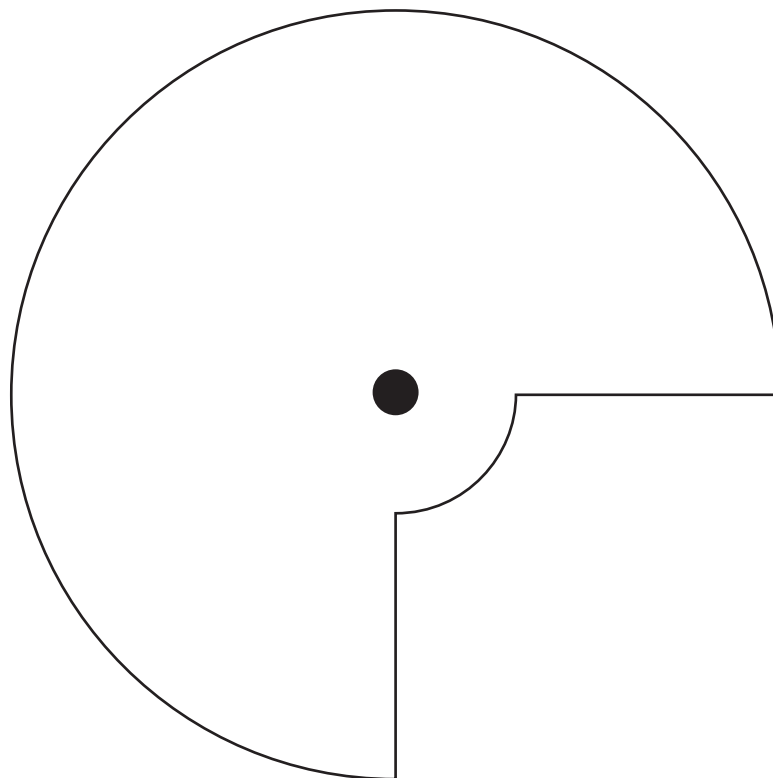
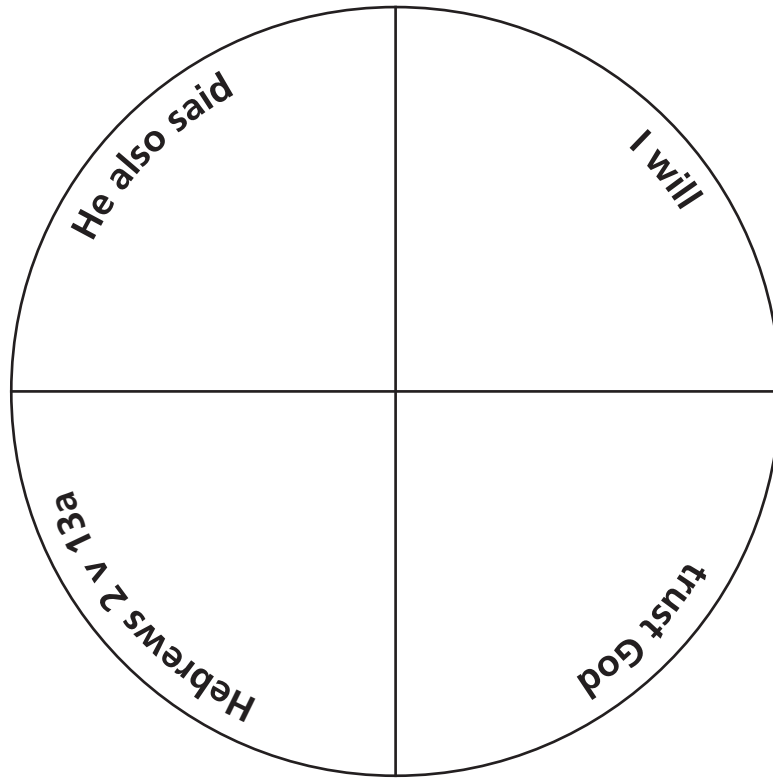
Luke 6:46-49



He also said, 'I will trust God' Hebrews 2:13a




© The Good Book Company 2007

The purchaser of CLICK Unit 10 (3-5s) is entitled to photocopy this page for use with his or her group.




© The Good Book Company 2007

The purchaser of CLICK Unit 10 (3-5s) is entitled to photocopy this page for use with his or her group.

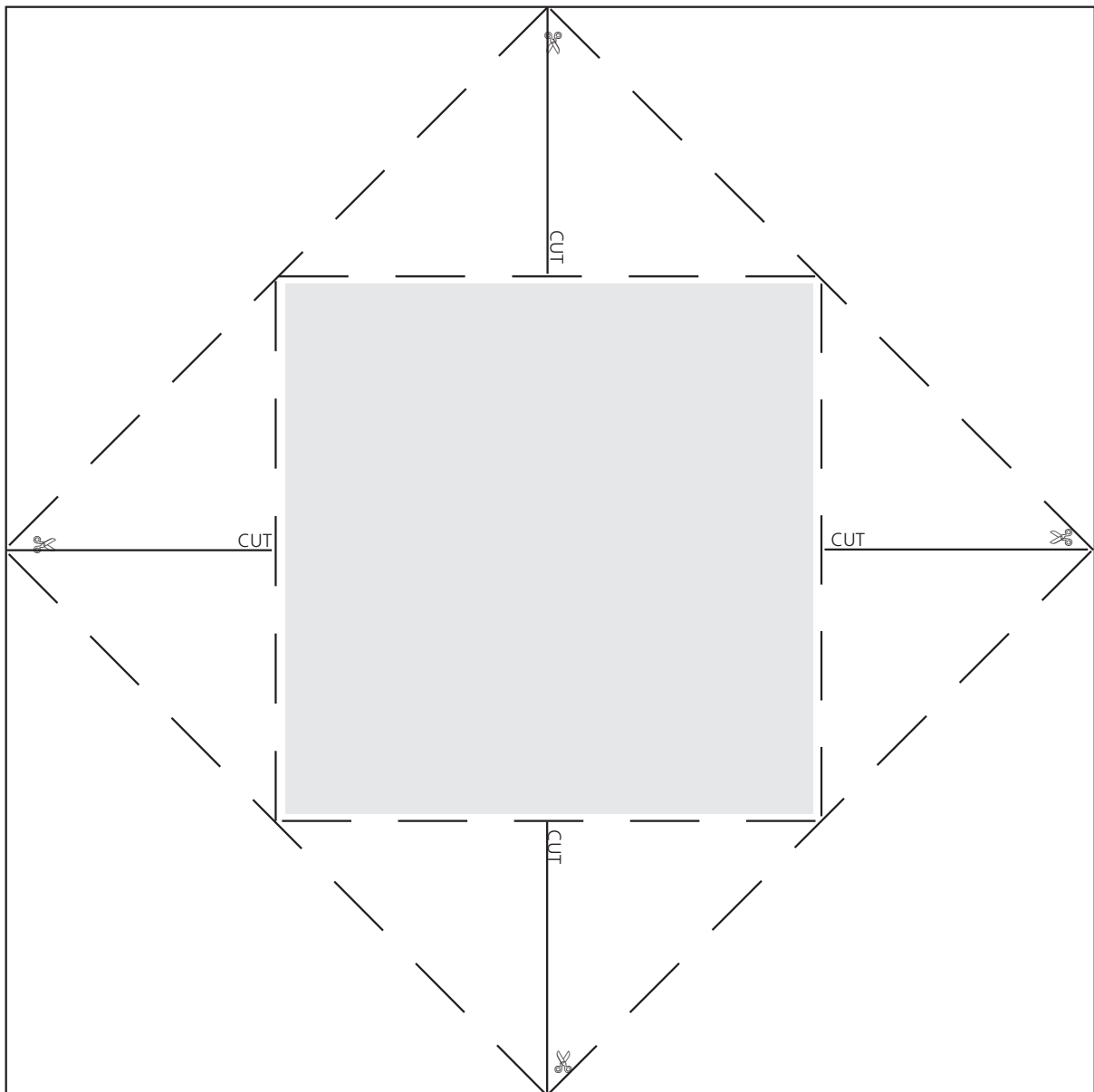


© The Good Book Company 2007

The purchaser of CLICK Unit 10 (3-5s) is entitled to photocopy this page for use with his or her group.

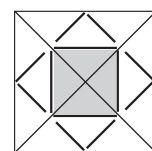


Chatterbox instructions

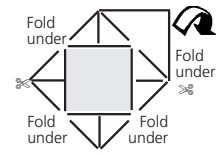


HOW TO MAKE THE CHATTERBOX:

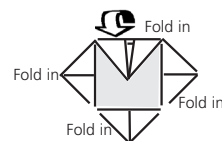
1. Cut out the square above.
2. Fold along one diagonal. Unfold.
3. Fold along the other diagonal. Unfold.
4. Next fold each corner back under as shown.
5. Cut the 4 lines shown to the edge of the centre square.
6. Fold each new corner into the centre.
7. Turn it over. Fold the Chatterbox in half one way then unfold. Fold in half the other way.
8. Now slip a finger and thumb from each hand into the four little tents. You're ready to play.



2&3




4&5



6



7



'Father, help us to honour your name.'
(Luke 11:2b CEV)


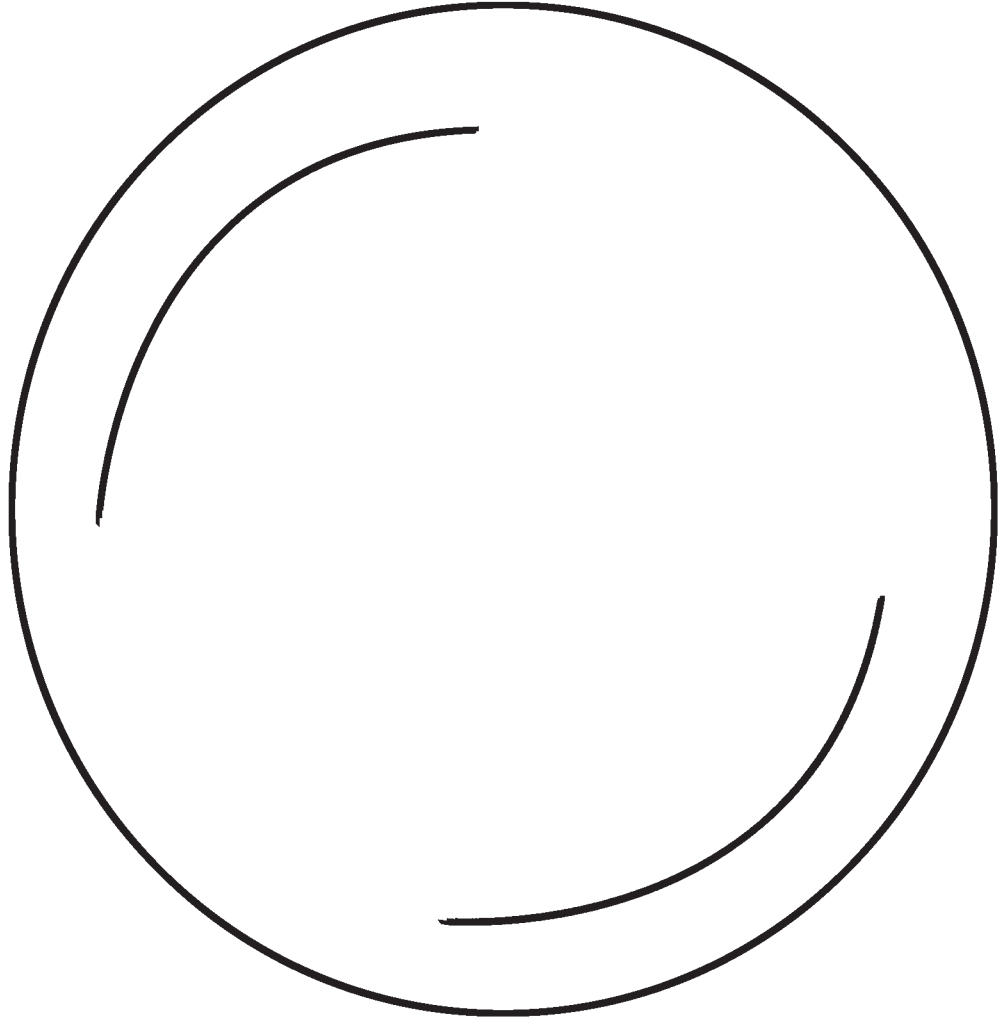
© The Good Book Company 2007

The purchaser of CLICK Unit 10 (3-5s) is entitled to photocopy this page for use with his or her group.

**Give us
our food
for today.**

© The Good Book Company 2007



The purchaser of CLICK Unit 10 (3-5s) is entitled to photocopy this page for use with his or her group.



'Give us our food for today.' Luke 11 v 3

© The Good Book Company 2007

The purchaser of CLICK Unit 10 (3-5s) is entitled to photocopy this page for use with his or her group.



'Forgive our sins as we forgive those who sin against us'. Luke 11:4a

© The Good Book Company 2007

The purchaser of CLICK Unit 10 (3-5s) is entitled to photocopy this page for use with his or her group.

● ●

**Father,
help us
to honour
your name.**

Luke 11 v 2b






CLICK[®] 3-5s PLANNING SHEET

Use this sheet to plan your session—or fill it in quickly at the end of the session so that the leader next week knows what has been taught, how the session went, which songs were sung etc. You may find it helpful to keep these planning sheets in a ringbinder at church.

Session: _____

Date: _____

Leader's name: _____

 Start up	Comments
 Bible focus	
 Teaching time	
 Bringing it together	
 Activities	

Notes for next week: